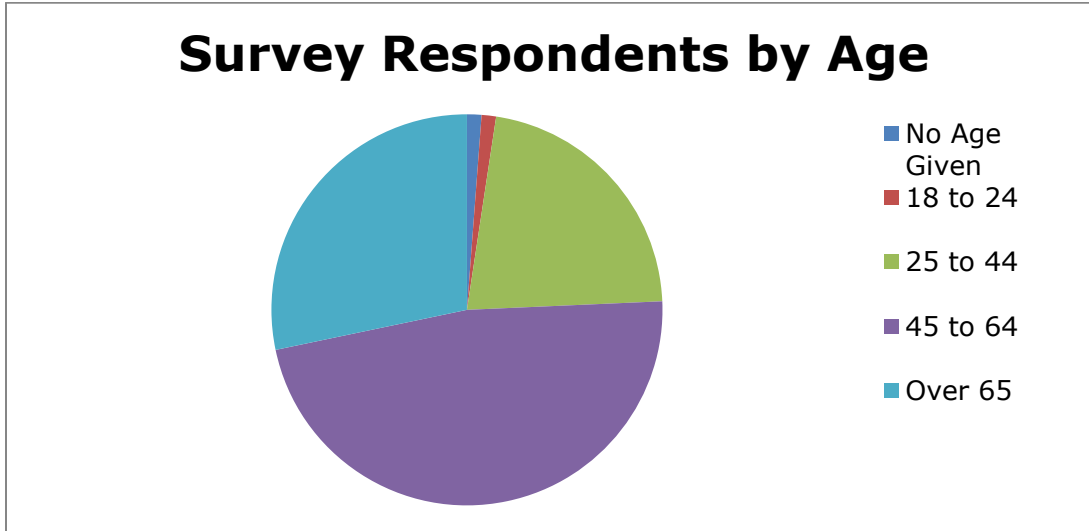


RESULTS OF THE LEE TOWNSHIP PLANNING COMMISSION

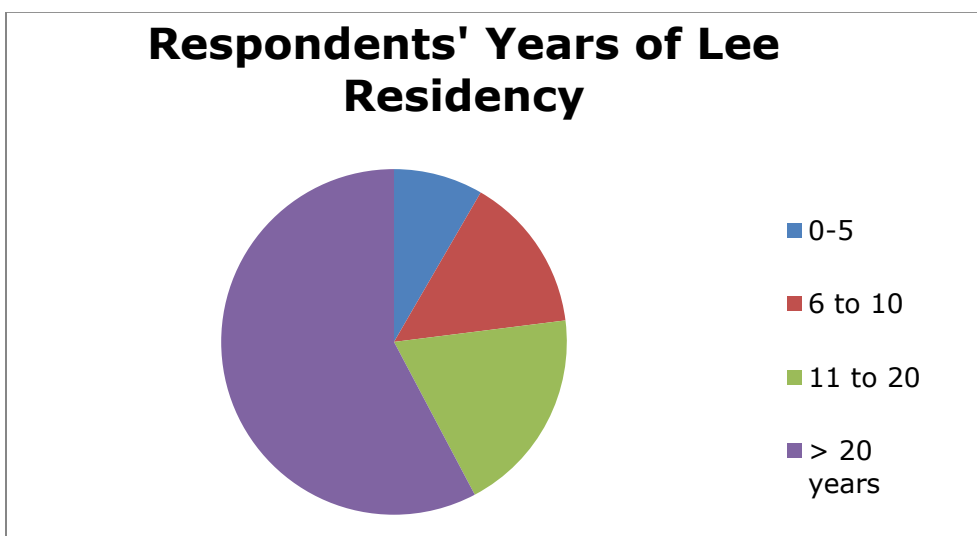
MASTER PLAN SURVEYS - 2010

DEMOGRAPHICS:



251 Responses

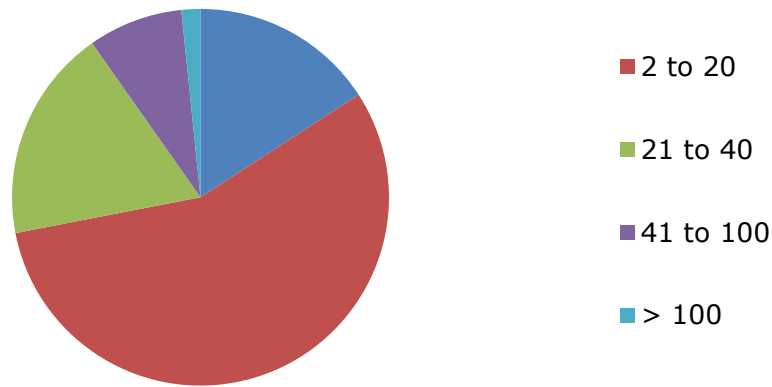
<u>No Age Given</u>	<u>18 to 24</u>	<u>25 to 44</u>	<u>45 to 64</u>	<u>Over 65</u>
1%	1%	22%	47%	28%



239 Responses

<u>0-5</u>	<u>6 to 10</u>	<u>11 to 20</u>	<u>> 20 years</u>
8%	15%	19%	58%

Respondents' Property Ownership (Acres)

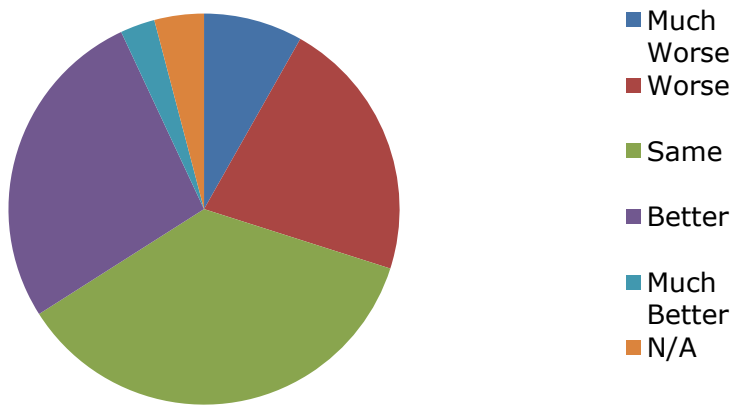


246 Responses

<u>< 2</u>	<u>2 to 20</u>	<u>21 to 40</u>	<u>41 to 100</u>	<u>> 100</u>
16%	56%	18%	8%	2%

GENERAL QUESTIONS:

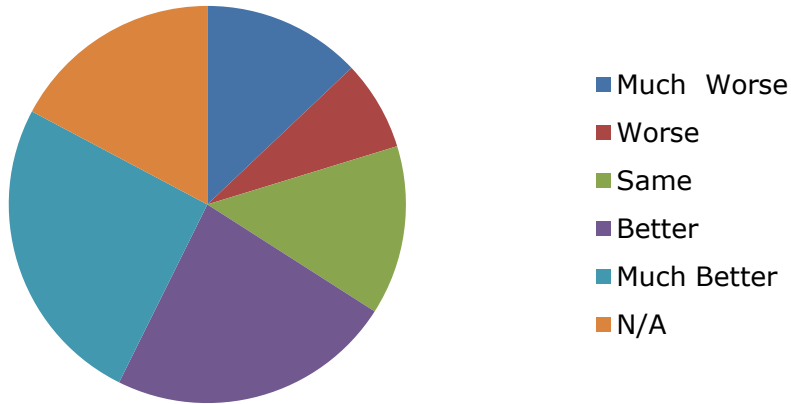
Road Conditions



244 Responses

<u>Much Worse</u>	<u>Worse</u>	<u>Same</u>	<u>Better</u>	<u>Much Better</u>	<u>N/A</u>
8%	22%	36%	27%	3%	4%

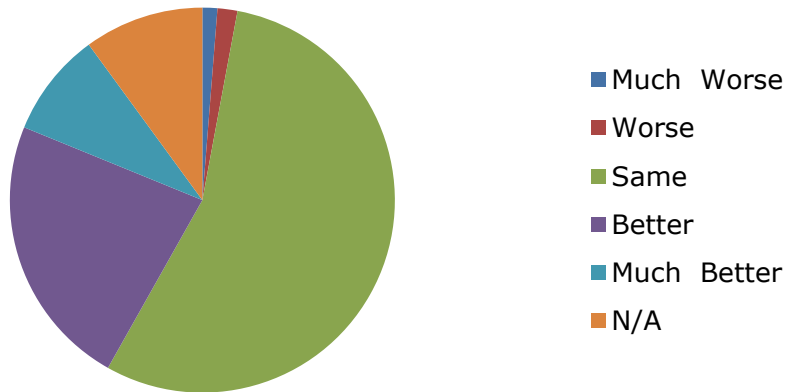
Water Service



232 Responses

<u>Much Worse</u>	<u>Worse</u>	<u>Same</u>	<u>Better</u>	<u>Much Better</u>	<u>N/A</u>
13%	7%	14%	23%	25%	17%

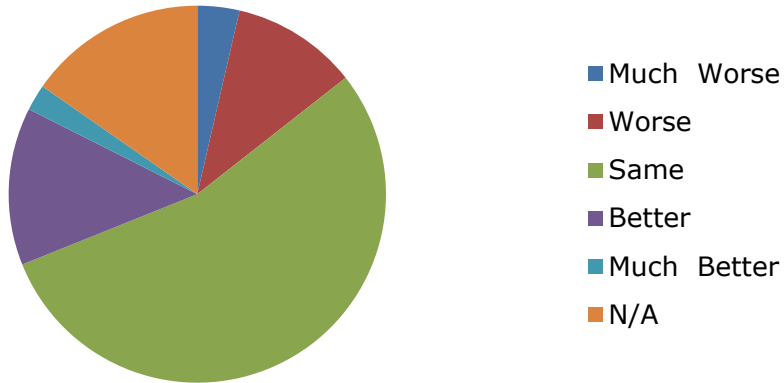
Fire Service



239 Responses

<u>Much Worse</u>	<u>Worse</u>	<u>Same</u>	<u>Better</u>	<u>Much Better</u>	<u>N/A</u>
1%	2%	55%	23%	9%	10%

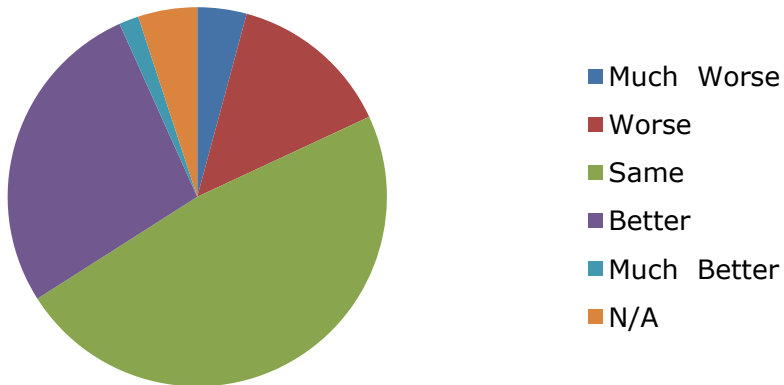
Other Twp Services



222 Responses

<u>Much Worse</u>	<u>Worse</u>	<u>Same</u>	<u>Better</u>	<u>Much Better</u>	<u>N/A</u>
4%	11%	55%	14%	2%	15%

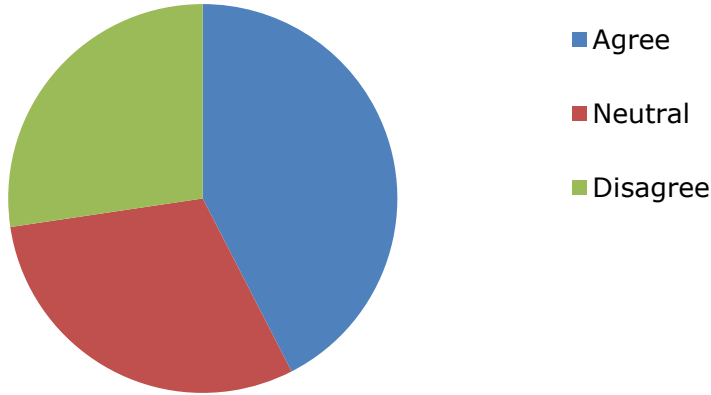
Overall Quality of Life



238 Responses

<u>Much Worse</u>	<u>Worse</u>	<u>Same</u>	<u>Better</u>	<u>Much Better</u>	<u>N/A</u>
4%	14%	48%	27%	2%	5%

Encourage New Development



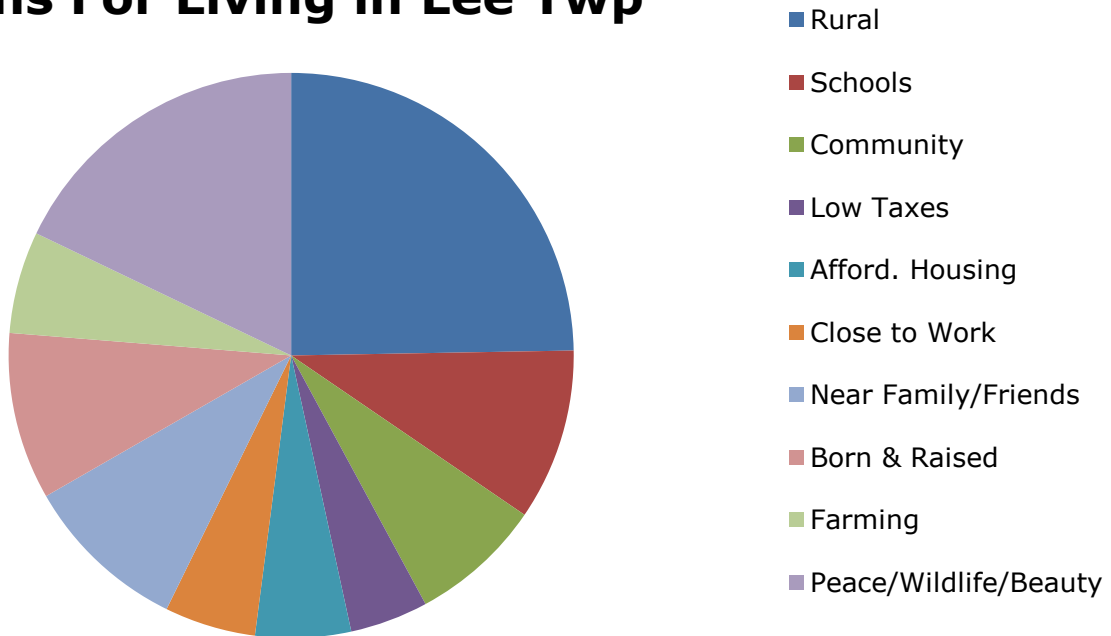
245 Responses

Agree
42%

Neutral
30%

Disagree
27%

Reasons For Living in Lee Twp

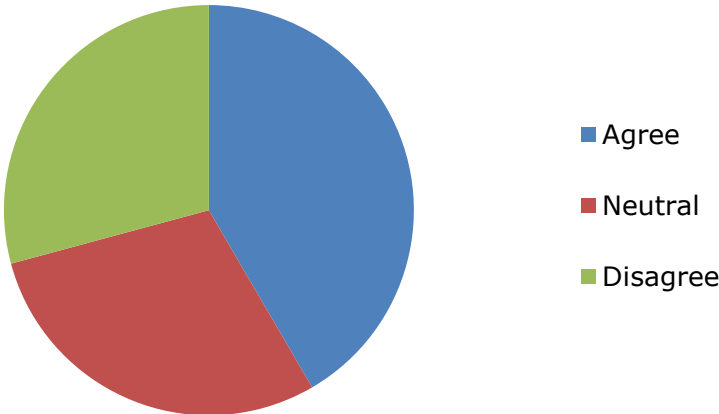


805 Responses

Rural 25% Schools 10% Community 8% Low Taxes 4% Affordable Housing 5%

Close to Work 5% Close to Family/Friends 9% Born & Raised 10% Farming 6% Peace/Wildlife/Beauty 18%

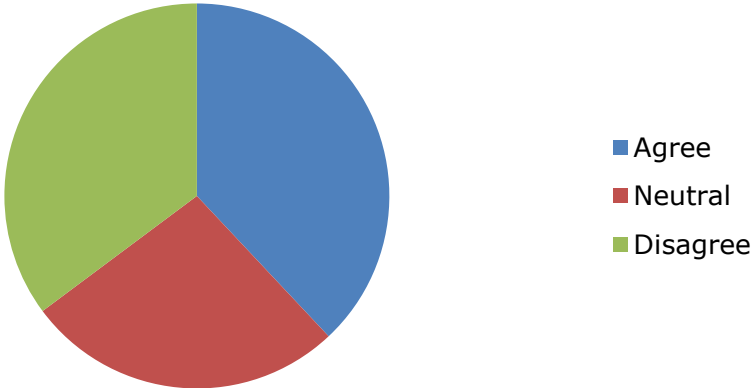
Residential Development Important



250 Responses

<u>Agree</u>	<u>Neutral</u>	<u>Disagree</u>
42%	29%	29%

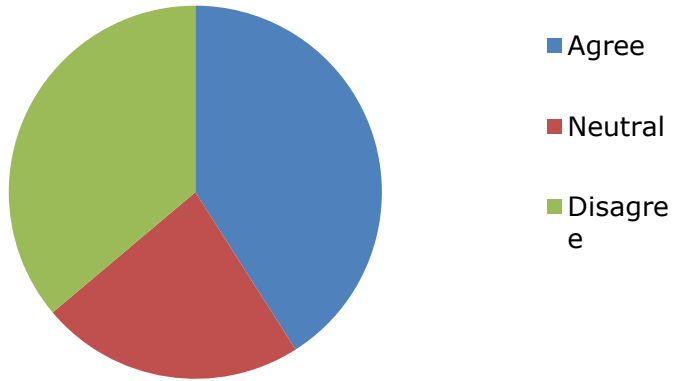
Residential Growth



250 Responses

<u>Agree</u>	<u>Neutral</u>	<u>Disagree</u>
38%	27%	35%

Commercial Growth



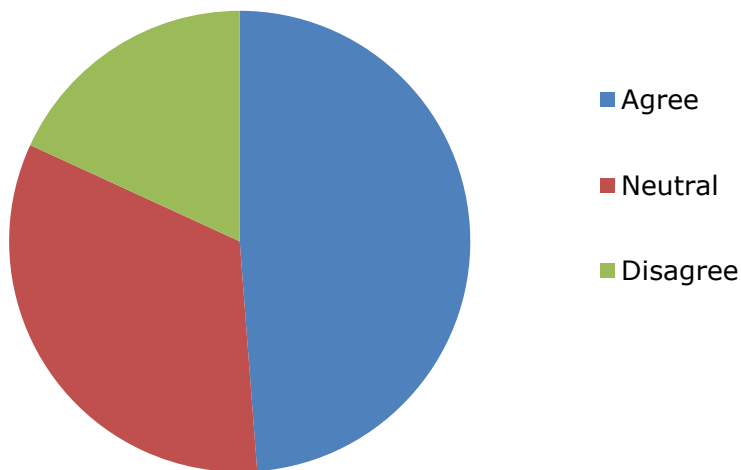
249 Responses

Agree
41%

Neutral
23%

Disagree
36%

Home-Based Business



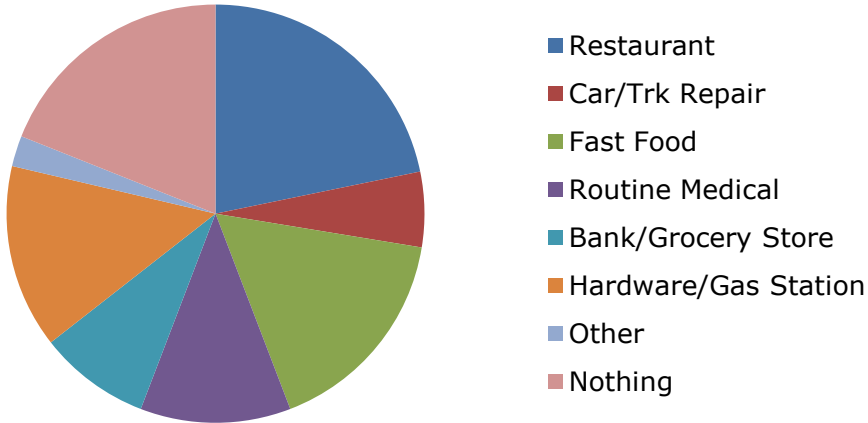
248 Responses

Agree
49%

Neutral
33%

Disagree
18%

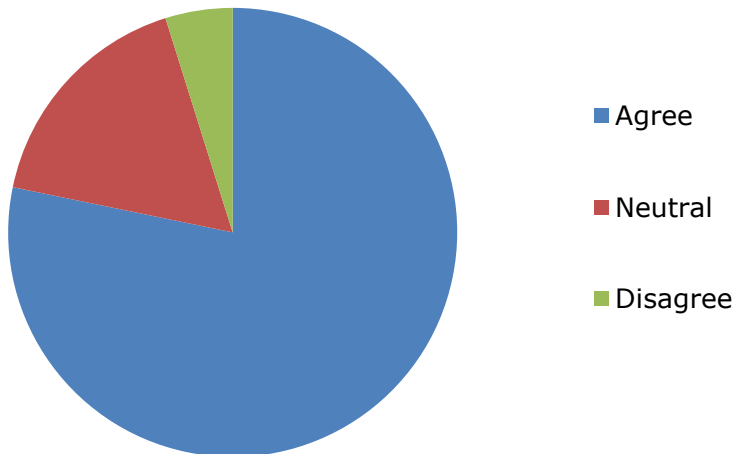
More Commercial Businesses



464 Responses

<u>Restaurant</u> 22%	<u>Car/Truck Repair</u> 6%	<u>Fast Food</u> 17%	<u>Routine Medical</u> 12%
<u>Bank/Grocery Store</u> 9%	<u>Hardware/Gas Station</u> 14%	<u>Other</u> 2%	<u>Nothing</u> 19%

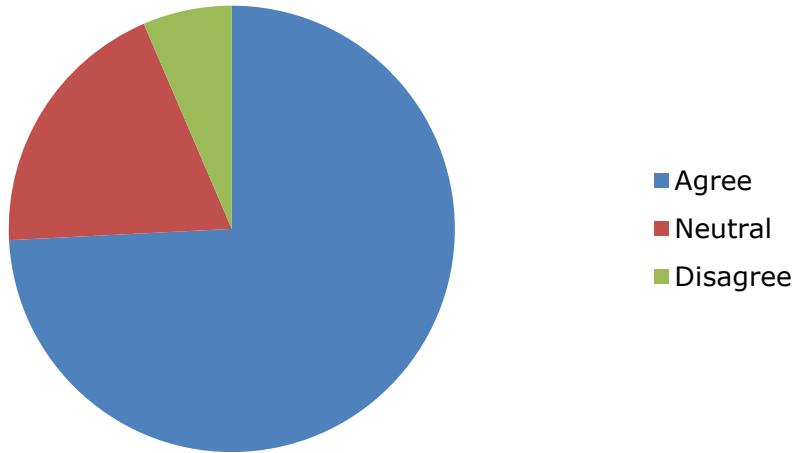
Agriculture Is Important



248 Responses

<u>Agree</u> 78%	<u>Neutral</u> 17%	<u>Disagree</u> 5%
---------------------	-----------------------	-----------------------

Preserve Agricultural Land



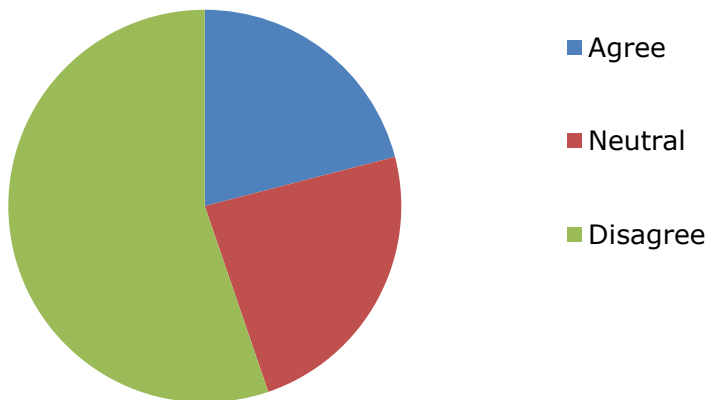
248 Responses

Agree
74%

Neutral
19%

Disagree
6%

Use Agricultural Land for New Development



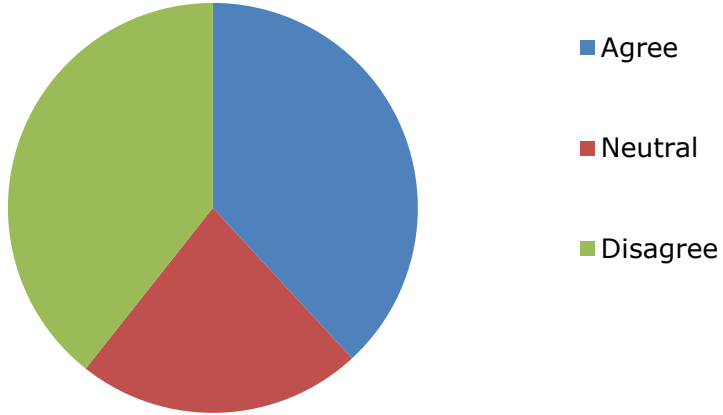
248 Responses

Agree
21%

Neutral
24%

Disagree
55%

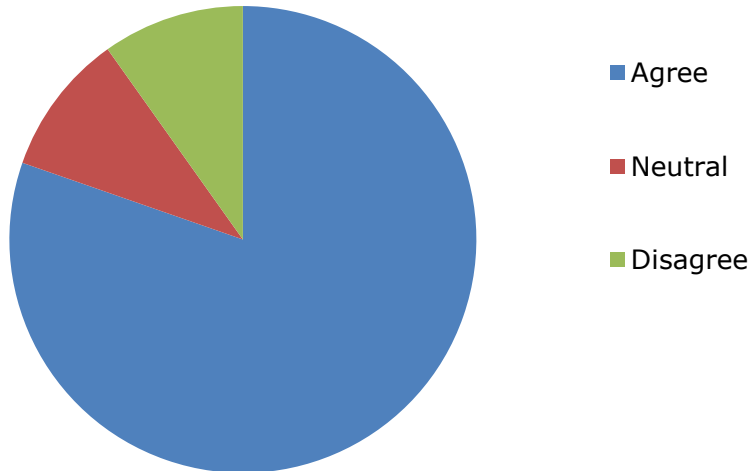
More Industrial Development



244 Responses

<u>Agree</u>	<u>Neutral</u>	<u>Disagree</u>
38%	23%	39%

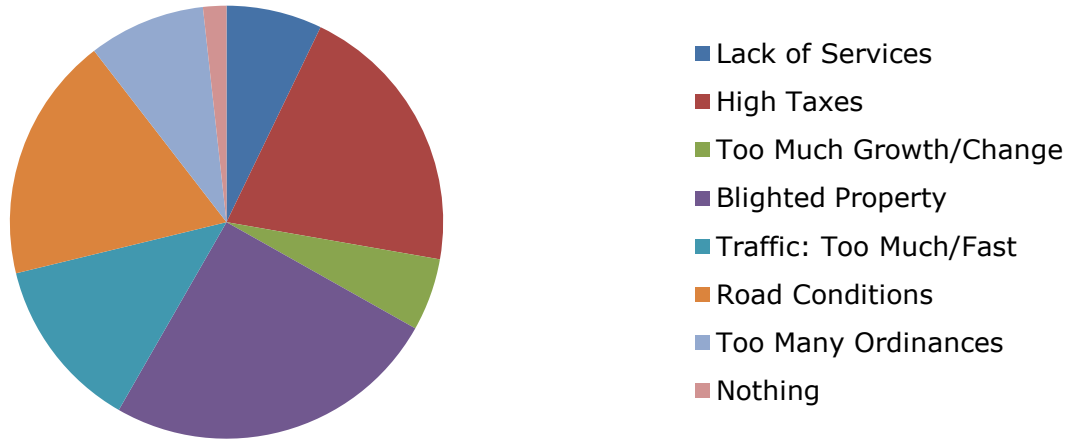
Private Property Maintained



244 Responses

<u>Agree</u>	<u>Neutral</u>	<u>Disagree</u>
80%	10%	10%

Dislike About Lee Township



573 Responses

Lack of Services
7%

High Taxes
21%

Too Much Growth/Change
5%

Blighted Property
25%

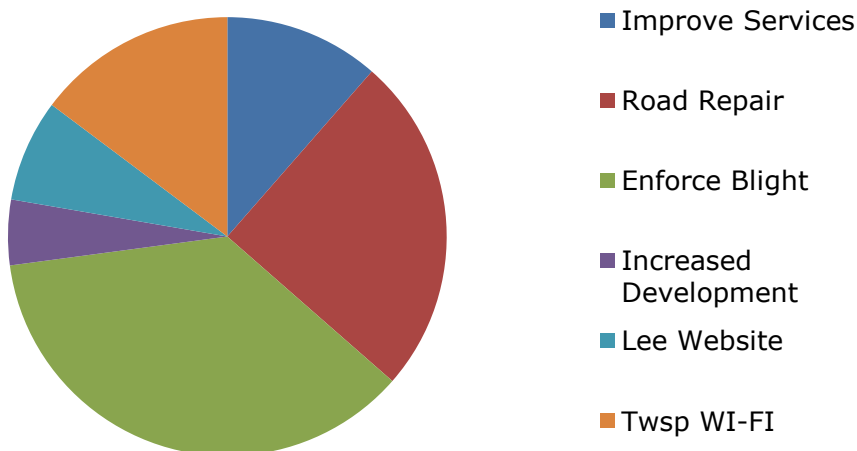
Traffic: Too Much/Fast
13%

Road Conditions
18%

Too Many Ordinances
9%

Nothing
2%

Needed Improvements in Lee



332 Responses

Improve Services
11%

Road Repair
25%

Enforce Blight
36%

Increased Development
5%

Lee Website
8%

Twsp WI-FI
15%

